






carpentaria
therapy services


Carpentaria Disability Services Ltd
P: 08 8920 9400
F: 08 8945 0518
E: alliedhealth@carpentaria.org.au
1 Willeroo Street Tiwi NT 0810
PO Box 63 Karama NT 0813
carpentaria.org.au
ACN: 627 243 145
Carpentaria is a registered NDIS service provider


CARPENTARIA PAEDIATRIC EQUIPMENT PROGRAM (CPEP)



Make and Model Asset #	Information	Picture	Risk/Prescriber																		
<p>JENX – Monkey Stander x4</p> <p>TS0098 TS0099 TS0100 TS0118</p>	<p>Specifically designed to appeal to young children and their families, the Jenx Monkey is an ideal fun and gentle introduction to standing. Offering smooth and easy angle adjustment, even with the child in the product, the Monkey can go from upright at 90 degrees right down to 20 degrees prone – perfect for gradually building tolerance to standing as part of a therapy programme.</p> <p>Capacity for outstanding thoracic and pelvic support coupled with flexible leg positioning make the Monkey Prone Stander a great option for almost every child.</p> <table><tr><td>Age Range</td><td>9 mths - 4 years</td></tr><tr><td>Angle Range</td><td>20-90º</td></tr><tr><td>Base Size</td><td>88cm L - 58 cm W</td></tr><tr><td>Chest Pad Width</td><td>15 cm - 23.5cm</td></tr><tr><td>Hip Pad Width</td><td>15 cm - 23.5 cm</td></tr><tr><td>Max User Weight</td><td>25 kg</td></tr><tr><td>Tray Depth</td><td>36 cm</td></tr><tr><td>Tray Width</td><td>53 cm</td></tr><tr><td>Footplate to tray</td><td>65 cm</td></tr></table>	Age Range	9 mths - 4 years	Angle Range	20-90º	Base Size	88cm L - 58 cm W	Chest Pad Width	15 cm - 23.5cm	Hip Pad Width	15 cm - 23.5 cm	Max User Weight	25 kg	Tray Depth	36 cm	Tray Width	53 cm	Footplate to tray	65 cm		
Age Range	9 mths - 4 years																				
Angle Range	20-90º																				
Base Size	88cm L - 58 cm W																				
Chest Pad Width	15 cm - 23.5cm																				
Hip Pad Width	15 cm - 23.5 cm																				
Max User Weight	25 kg																				
Tray Depth	36 cm																				
Tray Width	53 cm																				
Footplate to tray	65 cm																				


Make and Model Asset #	Information	Picture	Risk/Prescriber	
DONDOLINO Standing frame Size 1? TS# to be allocated	The Dondolino Standing Frame is a tilting prone/upright stander that has been designed to help improve a child’s adaptation to every-day activities. It is highly adaptable with excellent adjustment ranges that promote correct postural alignment.			
	Base Encumbrance			63 cm
	Length Encumbrance			From 75 – 85 cm
	Footrest to table height			From 45 – 79 cm
	Width Encumbrance			63 cm
	Footrest to knee pads height			From 12 – 26 cm
	Footrest to pelvic support height			From 39 - 59 cm
	Footrest to thoracic support height			From 51 – 76 cm
	Circumference of supports			60 cm
	User height			From 75 – 100 cm
	Frame inclination			From 0 – 19 °
	Total Weight			21kg
Max load	35kg			

Make and Model Asset #	Information	Picture	Risk/Prescriber										
JENX Humphrey Stander TS0101	<p>The Humphrey is a prone (forward-tilted)/upright standing frame suitable for a child who needs support to stand and may not be able to tolerate a fully upright position. It can be adjusted to enable a standing position from horizontal to fully upright. The Humphrey standing frame has an activity tray that can be used either with an insert to create a flat play surface, or with a bowl for sensory play.</p> <table><tr><td>Max Weight</td><td>35kg</td></tr><tr><td>Base Width</td><td>54 cm</td></tr><tr><td>Base Length</td><td>89 cm</td></tr><tr><td>Foot plate to top</td><td>74 cm</td></tr><tr><td>Distance between chest pads</td><td>16 cm</td></tr></table>	Max Weight	35kg	Base Width	54 cm	Base Length	89 cm	Foot plate to top	74 cm	Distance between chest pads	16 cm		
Max Weight	35kg												
Base Width	54 cm												
Base Length	89 cm												
Foot plate to top	74 cm												
Distance between chest pads	16 cm												


<i>Make and Model Asset #</i>	<i>Information</i>	<i>Picture</i>	<i>Risk/Prescriber</i>
LECKEY Squiggles Stander Size 1 TS0097			
	Age	1-5	
	User Height	73 cm-110 cm	
	Max. User Weight	22kg	
	Chest Support Height (footplate to armpit)	55 cm -82 cm	
	Chest Width (distance between laterals)	16 cm -23 cm	
	Chest Support Adjustment	+/- 30° 50mm - Depth	
	Hip Support (height from footplate to mid buttocks)	30 cm - 53 cm	
	Hip Width (distance between hip guides)	16 cm -23 cm	
	Distance between midline of knees	14 cm -21.5 cm	
	Footplate Angle	Plantarflexion 10° Dorsiflexion 10°	
	Tray Height (footplate to top of tray)	55.5 cm – 82.5cm - Prone 48 cm – 82.5cm - Supine	
	Tray Angle Adjustment	30° - Prone 40° - Supine	

Make and Model Asset #	Information	Picture	Risk/Prescriber												
JENX Ladybird floor Sitter TS0102	<p>Portable corner chair supports a child sitting at floor level in a prone sitting position. Features a seating surface with slight forward tilt, chest and back supports and a height adjustable tray.</p> <table><tr><td>Age</td><td>9 months – 3 years</td></tr><tr><td>Max weight</td><td>25kg</td></tr><tr><td>Length of sitting pad</td><td>53 cm</td></tr><tr><td>Width of sitting pad</td><td>37 cm</td></tr><tr><td>Seat to head rest</td><td>40 cm</td></tr><tr><td>Tray height</td><td>28.5 – 40 cm</td></tr></table>	Age	9 months – 3 years	Max weight	25kg	Length of sitting pad	53 cm	Width of sitting pad	37 cm	Seat to head rest	40 cm	Tray height	28.5 – 40 cm		
		Age	9 months – 3 years												
		Max weight	25kg												
		Length of sitting pad	53 cm												
		Width of sitting pad	37 cm												
		Seat to head rest	40 cm												
		Tray height	28.5 – 40 cm												

Make and Model Asset #	Information	Picture	Risk/Prescriber																																																	
Leckey Squiggle Seating System TS0093	<table><tr><td>Age (Approx.)</td><td>1-5 Years</td><td></td></tr><tr><td>Stature</td><td>Min-Max</td><td>75 -110 cm</td></tr><tr><td>Max User Weight (kg)</td><td></td><td>22 kg</td></tr><tr><td>Seat Depth (Backrest to back of knee)</td><td>Min-Max</td><td>19 -29 cm</td></tr><tr><td>Seat width</td><td>Min-Max</td><td>16 -26 cm</td></tr><tr><td>Hip Width (Distance between hip guides)</td><td>Min-Max</td><td>16 -22 cm</td></tr><tr><td>Backrest Height (Sitting shoulder height)</td><td>Min-Max</td><td>32 -38 cm</td></tr><tr><td>Backrest Height (with shoulder support)</td><td>Min-Max</td><td>42 - 48 cm</td></tr><tr><td>Chest Width (Distance between laterals)</td><td>Min</td><td>16 cm</td></tr><tr><td>Knee Width Distance between pommel & side of seat</td><td>Min-Max</td><td>9 -19 cm</td></tr><tr><td>Seat to Footplate (Sole of foot to back of knee)</td><td>Min</td><td>12.25 cm</td></tr><tr><td>Seat to Floor (Top of Seat to Floor)</td><td>Min-Max</td><td>27 - 65 cm</td></tr><tr><td>Backrest Angle</td><td>Prone</td><td>10°</td></tr><tr><td></td><td>Recline</td><td>25°</td></tr><tr><td>Footplate Angle</td><td>Plantarflexion</td><td>10°</td></tr><tr><td></td><td>Dorsiflexion</td><td>10°</td></tr></table>		Age (Approx.)	1-5 Years		Stature	Min-Max	75 -110 cm	Max User Weight (kg)		22 kg	Seat Depth (Backrest to back of knee)	Min-Max	19 -29 cm	Seat width	Min-Max	16 -26 cm	Hip Width (Distance between hip guides)	Min-Max	16 -22 cm	Backrest Height (Sitting shoulder height)	Min-Max	32 -38 cm	Backrest Height (with shoulder support)	Min-Max	42 - 48 cm	Chest Width (Distance between laterals)	Min	16 cm	Knee Width Distance between pommel & side of seat	Min-Max	9 -19 cm	Seat to Footplate (Sole of foot to back of knee)	Min	12.25 cm	Seat to Floor (Top of Seat to Floor)	Min-Max	27 - 65 cm	Backrest Angle	Prone	10°		Recline	25°	Footplate Angle	Plantarflexion	10°		Dorsiflexion	10°	 	
	Age (Approx.)	1-5 Years																																																		
	Stature	Min-Max	75 -110 cm																																																	
	Max User Weight (kg)		22 kg																																																	
	Seat Depth (Backrest to back of knee)	Min-Max	19 -29 cm																																																	
	Seat width	Min-Max	16 -26 cm																																																	
	Hip Width (Distance between hip guides)	Min-Max	16 -22 cm																																																	
	Backrest Height (Sitting shoulder height)	Min-Max	32 -38 cm																																																	
	Backrest Height (with shoulder support)	Min-Max	42 - 48 cm																																																	
	Chest Width (Distance between laterals)	Min	16 cm																																																	
	Knee Width Distance between pommel & side of seat	Min-Max	9 -19 cm																																																	
	Seat to Footplate (Sole of foot to back of knee)	Min	12.25 cm																																																	
	Seat to Floor (Top of Seat to Floor)	Min-Max	27 - 65 cm																																																	
	Backrest Angle	Prone	10°																																																	
		Recline	25°																																																	
Footplate Angle	Plantarflexion	10°																																																		
	Dorsiflexion	10°																																																		

<i>Make and Model Asset #</i>	<i>Information</i>	<i>Picture</i>	<i>Risk/Prescriber</i>		
ZIPPIE Voyage Baby Jogger TS0103	The ZIPPIE Voyage early intervention stroller has a tilt and recline function to help improve the child's positioning and assist with feeding, digestion, respiratory function and visual orientation. To tilt (with a range of 35°) or recline (of up to 180°).				
	<table><tr><td>Width:</td><td>61.5 cm</td></tr></table>			Width:	61.5 cm
	Width:			61.5 cm	
	<table><tr><td>Height:</td><td>81 – 12.20 cm</td></tr></table>			Height:	81 – 12.20 cm
	Height:			81 – 12.20 cm	
	<table><tr><td>Seat Width:</td><td>24 – 30 cm (with insert up to 155 mm) - Excluding Upholstery</td></tr></table>			Seat Width:	24 – 30 cm (with insert up to 155 mm) - Excluding Upholstery
	Seat Width:			24 – 30 cm (with insert up to 155 mm) - Excluding Upholstery	
	<table><tr><td>Seat Depth:</td><td>20 - 33 cm Excluding Upholstery</td></tr></table>			Seat Depth:	20 - 33 cm Excluding Upholstery
	Seat Depth:			20 - 33 cm Excluding Upholstery	
	<table><tr><td>Seat Height:</td><td>57.5 - 64 cm (3 Steps possible – 57.5/60/64 cm)</td></tr></table>			Seat Height:	57.5 - 64 cm (3 Steps possible – 57.5/60/64 cm)
Seat Height:	57.5 - 64 cm (3 Steps possible – 57.5/60/64 cm)				
<table><tr><td>Seat Tilt:</td><td>35º (-5° to 30°)</td></tr></table>	Seat Tilt:	35º (-5° to 30°)			
Seat Tilt:	35º (-5° to 30°)				
<table><tr><td>Backrest Height:</td><td>41 - 61 cm - Excluding Upholstery</td></tr></table>	Backrest Height:	41 - 61 cm - Excluding Upholstery			
Backrest Height:	41 - 61 cm - Excluding Upholstery				
<table><tr><td>Back Recline:</td><td>100º (80º to 180º)</td></tr></table>	Back Recline:	100º (80º to 180º)			
Back Recline:	100º (80º to 180º)				
<table><tr><td>Lower leg length:</td><td>6“– 12.5“</td></tr></table>	Lower leg length:	6“– 12.5“			
Lower leg length:	6“– 12.5“				

<i>Make and Model Asset #</i>	<i>Information</i>	<i>Picture</i>	<i>Risk/Prescriber</i>
Moon Buggy Pram Frame <			

Make and Model Asset #	Information			Picture	Risk/Prescriber
OttoBock Kimba Neo Pram Frame + Shade Connection TS0105	Which size is this?				
	Technical data, seating unit	Size 1	Size 2		
	Age	1–6 years	4–10 years		
	Max. user weight	40 kg	40 kg		
	Seat width	200–300 mm	260–350 mm		
	Seat depth	190–310 mm	240–400 mm		
	Lower leg length	190–310 mm	200–370 mm		
	Folding size (L x Wx H)	580x370x420 mm	590x430x580 mm		
	Weight	7 kg	8,5 kg		


11






ACN: 627 243 145
Carpentaria is a registered NDIS service provider



<i>Make and Model Asset #</i>	<i>Information</i>	<i>Picture</i>	<i>Risk/Prescriber</i>
<p>JENX Potty Chair</p> <p>TS0086</p>			


<i>Make and Model Asset #</i>	<i>Information</i>	<i>Picture</i>	<i>Risk/Prescriber</i>
Leander Adjustable Feeding Seat <			


<i>Make and Model Asset #</i>	<i>Information</i>	<i>Picture</i>	<i>Risk/Prescriber</i>				
Bathing Seat TS0082							
	<table><tr><td>Seat Length</td><td>55 – 70 cm</td></tr><tr><td>Seat Width</td><td>19 cm</td></tr></table>	Seat Length	55 – 70 cm	Seat Width	19 cm		
	Seat Length	55 – 70 cm					
Seat Width	19 cm						


Make and Model Asset #	Information	Picture	Risk/Prescriber												
JENX Corner Sitter – Size 2	<table><tr><td>Approx. Age</td><td>1-6</td></tr><tr><td>Back Pad Height</td><td>44-62 cm</td></tr><tr><td>Seat Depth</td><td>37 cm</td></tr><tr><td>User weight</td><td>35kg</td></tr><tr><td>Base size</td><td>52-54 cm</td></tr><tr><td>Seat weight</td><td>10 kg</td></tr></table>		Approx. Age	1-6	Back Pad Height	44-62 cm	Seat Depth	37 cm	User weight	35kg	Base size	52-54 cm	Seat weight	10 kg	
	Approx. Age	1-6													
	Back Pad Height	44-62 cm													
	Seat Depth	37 cm													
	User weight	35kg													
	Base size	52-54 cm													
	Seat weight	10 kg													
															

<i>Make and Model Asset #</i>	<i>Information</i>	<i>Picture</i>	<i>Risk/Prescriber</i>														
Tomato Height Right Chair TS0117																	
	<table><tr><td>Child Weight</td><td>68 kg</td></tr><tr><td>Seat Width</td><td>42 cm</td></tr><tr><td>Seat Depth</td><td>22 cm</td></tr><tr><td>Seat to top of back rest</td><td>22 – 42 cm</td></tr><tr><td>Chair Height</td><td>84 cm</td></tr><tr><td>Chair Base Width</td><td>45 cm</td></tr><tr><td>Chair Weight</td><td>7.3 kg</td></tr></table>	Child Weight		68 kg	Seat Width	42 cm	Seat Depth	22 cm	Seat to top of back rest	22 – 42 cm	Chair Height	84 cm	Chair Base Width	45 cm	Chair Weight	7.3 kg	
	Child Weight	68 kg															
	Seat Width	42 cm															
	Seat Depth	22 cm															
	Seat to top of back rest	22 – 42 cm															
	Chair Height	84 cm															
	Chair Base Width	45 cm															
Chair Weight	7.3 kg																
																	
																	


Make and Model Asset #	Information		Picture	Risk/Prescriber
OTTOBOCK Car Seat – Size Lars 1 TS0075			 	
	Seat Width	220mm		
	Seat Depth	From 210mm - 320mm		
	Backrest Height	From 450mm - 660mm		
	Backrest Height - from seat	From 450mm - 660mm		
	Seat to Top of Backrest	From 450mm - 660mm		
	Tilt Angle	25 degrees		


Make and Model Asset #	Information	Picture	Risk/Prescriber								
First Years Feeding Seat TS0081											
	<table><tr><td>Chair Height</td><td>39 cm</td></tr><tr><td>Seat Depth</td><td>23 cm</td></tr><tr><td>Seat Width</td><td>26 cm</td></tr><tr><td>Seat to ground</td><td>14 cm</td></tr></table>	Chair Height	39 cm	Seat Depth	23 cm	Seat Width	26 cm	Seat to ground	14 cm		
Chair Height	39 cm										
Seat Depth	23 cm										
Seat Width	26 cm										
Seat to ground	14 cm										

Make and Model Asset #	Information	Picture	Risk/Prescriber																
FIREFLY Splashy Shower Seat TS0090	<table><tr><td>Seat back rest height</td><td>61 cm/24"</td></tr><tr><td>Seat back rest width</td><td>38.5 cm/15"</td></tr><tr><td>Seat base depth</td><td>30 cm/12"</td></tr><tr><td>Seat base width</td><td>35 cm/14"</td></tr><tr><td>Floor sitter width</td><td>42 cm/16.5"</td></tr><tr><td>Floor sitter height</td><td>63 cm/24"</td></tr><tr><td>Maximum weight</td><td>30kg</td></tr><tr><td>Age range</td><td>1 – 8 years</td></tr></table>	Seat back rest height	61 cm/24"	Seat back rest width	38.5 cm/15"	Seat base depth	30 cm/12"	Seat base width	35 cm/14"	Floor sitter width	42 cm/16.5"	Floor sitter height	63 cm/24"	Maximum weight	30kg	Age range	1 – 8 years		
	Seat back rest height	61 cm/24"																	
	Seat back rest width	38.5 cm/15"																	
	Seat base depth	30 cm/12"																	
	Seat base width	35 cm/14"																	
	Floor sitter width	42 cm/16.5"																	
	Floor sitter height	63 cm/24"																	
	Maximum weight	30kg																	
	Age range	1 – 8 years																	

Make and Model Asset #	Information	Picture	Risk/Prescriber
FLAMINGO R82 Size 1 TS0109			
	Seat width	9 ¼ “	
	Seat depth	9 ¾ “	
	Back height	13 ¾ “	
	Lower leg length	7-10 “	
	Seat height	19 ½ - 23 ½ “	
	Back width	7 ¾ “	
	Width	17 “	
	Length, frame	26 “	
	Height frame w/seat	33 ½ “	
	Seat height, folded	9 ½ “	
	Seat length, folded	14 ½ “	
	Frame height, folded	8”	
	Frame length, folded	29”	
	Weight (kg)	10.9 kg	
Max. user weight / load (kg)	35 kg		


Make and Model Asset #	Information	Picture	Risk/Prescriber														
FIREFLY Seat TS0088	<table><tr><td>Seat base to top of headrest Max</td><td>680mm</td></tr><tr><td>Seat base to top of headrest Min</td><td>510mm</td></tr><tr><td>Lateral support width Max</td><td>300mm</td></tr><tr><td>Lateral support width Min</td><td>210mm</td></tr><tr><td>Seat Depth</td><td>244mm</td></tr><tr><td>Max Weight</td><td>30kg</td></tr><tr><td>Age Range</td><td>3-8 years</td></tr></table>		Seat base to top of headrest Max	680mm	Seat base to top of headrest Min	510mm	Lateral support width Max	300mm	Lateral support width Min	210mm	Seat Depth	244mm	Max Weight	30kg	Age Range	3-8 years	
	Seat base to top of headrest Max	680mm															
	Seat base to top of headrest Min	510mm															
	Lateral support width Max	300mm															
	Lateral support width Min	210mm															
	Seat Depth	244mm															
	Max Weight	30kg															
	Age Range	3-8 years															
																	

<i>Make and Model Asset #</i>	<i>Information</i>	<i>Picture</i>	<i>Risk/Prescriber</i>
<p>Moon Rock Shuttle System</p> <p>TS0104</p>	<p>The Moon Rock - Medifab shuttle Instruction [Page 15] ManualsLib</p>		


Make and Model Asset #	Information	Picture	Risk/Prescriber								
<div>TUMBLE FORMS 2 Ready Racer</div> <div>TS0085</div>	<table><tr><td>Ready Racers measures:</td><td>89 x 51 cm</td></tr><tr><td>Inner seat dimensions</td><td>24 x 58 x 34 cm</td></tr><tr><td>Weight limit:</td><td>25 kg</td></tr><tr><td>Adjusts</td><td>Adjusts 61 - 91 cm</td></tr></table>	Ready Racers measures:	89 x 51 cm	Inner seat dimensions	24 x 58 x 34 cm	Weight limit:	25 kg	Adjusts	Adjusts 61 - 91 cm		
Ready Racers measures:	89 x 51 cm										
Inner seat dimensions	24 x 58 x 34 cm										
Weight limit:	25 kg										
Adjusts	Adjusts 61 - 91 cm										


<i>Make and Model Asset #</i>	<i>Information</i>	<i>Picture</i>	<i>Risk/Prescriber</i>
Floor Sitter <			


Make and Model Asset #	Information	Picture	Risk/Prescriber
LECKEY early Activity System <			


<i>Make and Model Asset #</i>	<i>Information</i>	<i>Picture</i>	<i>Risk/Prescriber</i>
<p>Feeder Seat Tray – JENX X 2</p> <p>TS0084 TS0123</p>	<ul style="list-style-type: none"> • Small/Medium/Large Tray <ul style="list-style-type: none"> ○ Non-slip work surface measures: 23"W x 22"D (58 x 56 cm) ○ Adjusts in height from: 14"-20" (35.5-51 cm) • X-Large Tray <ul style="list-style-type: none"> ○ Non-slip work surface measures: 32"W x 23"D (81 x 58 cm) ○ Adjusts in height from: 20"-30" (51- 76 cm) 		

<i>Make and Model Asset #</i>	<i>Information</i>	<i>Picture</i>	<i>Risk/Prescriber</i>
<p>Step 2 Kids Car</p> <p>TS0087</p>			

<i>Make and Model Asset #</i>	<i>Information</i>	<i>Picture</i>	<i>Risk/Prescriber</i>
<p>EDGE 12 Body Cycles trike</p> <p>TS# to be allocated</p>			


<i>Make and Model Asset #</i>	<i>Information</i>	<i>Picture</i>	<i>Risk/Prescriber</i>
<p>MAXXIS Trike</p> <p>TS# to be allocated</p>			

<i>Make and Model Asset #</i>	<i>Information</i>	<i>Picture</i>	<i>Risk/Prescriber</i>
<p>TEMPO Tricycles Aust</p> <p>TS# to be allocated</p>			


<i>Make and Model Asset #</i>	<i>Information</i>	<i>Picture</i>	<i>Risk/Prescriber</i>
<p>EDGE 16 Body Cycles Trike</p> <p>TS# to be allocated</p>	<p>Edge Range - Body Cycles (bodycyclesaustralia.com.au)</p>		

<i>Make and Model Asset #</i>	<i>Information</i>	<i>Picture</i>	<i>Risk/Prescriber</i>
Blue Juni Chair Size 1 Optional Side cushions TS0095			



<i>Make and Model Asset #</i>	<i>Information</i>	<i>Picture</i>	<i>Risk/Prescriber</i>
Red Juni Chair Size 1 			


<i>Make and Model Asset #</i>	<i>Information</i>	<i>Picture</i>	<i>Risk/Prescriber</i>
Green Juni Chair Size 1 TS0119 TS0120			


<i>Make and Model Asset #</i>	<i>Information</i>	<i>Picture</i>	<i>Risk/Prescriber</i>
Blue Juni Chair size 4 <			

<i>Make and Model Asset #</i>	<i>Information</i>	<i>Picture</i>	<i>Risk/Prescriber</i>						
Juni Hi Booster Size 1 TS0094	<table><tr><td>Seat Height</td><td>87 -97 cm</td></tr><tr><td>Footprint open</td><td>52 x 64 cm</td></tr><tr><td>Folded size</td><td>52 x 42 x 93</td></tr></table>	Seat Height	87 -97 cm	Footprint open	52 x 64 cm	Folded size	52 x 42 x 93		
Seat Height	87 -97 cm								
Footprint open	52 x 64 cm								
Folded size	52 x 42 x 93								


<i>Make and Model Asset #</i>	<i>Information</i>	<i>Picture</i>	<i>Risk/Prescriber</i>
<p>Juni Foot Plate</p> <p>TS0096</p>			

Make and Model Asset #	Information	Picture	Risk/Prescriber																																								
<div>TUMBLEFORMS Feeder Seat 2</div> <div>Small size: TS0076 TS0077 TS0078</div> <div>Bigger Size: TS0079</div> <div>Base only: TS0080</div>	<table><thead><tr><th>SPECIFICATIONS</th><th>SMALL</th><th>MEDIUM</th><th>LARGE</th><th>EXTRA LARGE</th></tr></thead><tbody><tr><td>Overall Height</td><td>21"</td><td>27"</td><td>34"</td><td>41"</td></tr><tr><td>Outside Width</td><td>10½"</td><td>14"</td><td>17"</td><td>21"</td></tr><tr><td>Inside Depth</td><td>8"</td><td>9½"</td><td>13¼"</td><td>16½"</td></tr><tr><td>Inner Width</td><td>7¾"</td><td>9"</td><td>12½"</td><td>15"</td></tr><tr><td>Inner Height</td><td>18"</td><td>23"</td><td>29"</td><td>35"</td></tr><tr><td>Child's Height</td><td>Up to 36"</td><td>Up to 48"</td><td>Up to 60"</td><td>Up to 72"</td></tr><tr><td>Product Weight</td><td>12</td><td>12</td><td>12</td><td>12</td></tr></tbody></table>	SPECIFICATIONS	SMALL	MEDIUM	LARGE	EXTRA LARGE	Overall Height	21"	27"	34"	41"	Outside Width	10½"	14"	17"	21"	Inside Depth	8"	9½"	13¼"	16½"	Inner Width	7¾"	9"	12½"	15"	Inner Height	18"	23"	29"	35"	Child's Height	Up to 36"	Up to 48"	Up to 60"	Up to 72"	Product Weight	12	12	12	12	<div></div> <div></div>	
SPECIFICATIONS	SMALL	MEDIUM	LARGE	EXTRA LARGE																																							
Overall Height	21"	27"	34"	41"																																							
Outside Width	10½"	14"	17"	21"																																							
Inside Depth	8"	9½"	13¼"	16½"																																							
Inner Width	7¾"	9"	12½"	15"																																							
Inner Height	18"	23"	29"	35"																																							
Child's Height	Up to 36"	Up to 48"	Up to 60"	Up to 72"																																							
Product Weight	12	12	12	12																																							


<i>Make and Model Asset #</i>	<i>Information</i>	<i>Picture</i>	<i>Risk/Prescriber</i>						
<div>Juni Size 1 Adjustable Table</div> <div>TS0089</div>	<table><tr><td>Height</td><td>31 – 45 cm</td></tr><tr><td>Length</td><td>70 cm</td></tr><tr><td>Width</td><td>53 cm</td></tr></table>	Height	31 – 45 cm	Length	70 cm	Width	53 cm		
Height	31 – 45 cm								
Length	70 cm								
Width	53 cm								

<i>Make and Model Asset #</i>	<i>Information</i>	<i>Picture</i>	<i>Risk/Prescriber</i>								
<div>Glide 2 Wheelchair</div> <div>TS0071</div>											
	<table><tr><td>Back Rest</td><td>42 cm</td></tr><tr><td>Seat depth</td><td>43 cm</td></tr><tr><td>Seat Width</td><td>33 cm</td></tr><tr><td>Seat to Footplate</td><td>26 cm</td></tr></table>	Back Rest	42 cm	Seat depth	43 cm	Seat Width	33 cm	Seat to Footplate	26 cm	 	
Back Rest	42 cm										
Seat depth	43 cm										
Seat Width	33 cm										
Seat to Footplate	26 cm										


Make and Model Asset #	Information	Picture	Risk/Prescriber
Glide 2 Wheelchair <			


<i>Make and Model Asset #</i>	<i>Information</i>	<i>Picture</i>	<i>Risk/Prescriber</i>								
Glide Wheelchair – Motion Composites TS0073											
	<table><tr><td>Back Rest</td><td>48 cm</td></tr><tr><td>Seat depth</td><td>45 cm</td></tr><tr><td>Seat Width</td><td>33 cm</td></tr><tr><td>Seat to Footplate</td><td>36 cm</td></tr></table>	Back Rest	48 cm	Seat depth	45 cm	Seat Width	33 cm	Seat to Footplate	36 cm		
Back Rest	48 cm										
Seat depth	45 cm										
Seat Width	33 cm										
Seat to Footplate	36 cm										





Make and Model Asset #	Information	Picture	Risk/Prescriber
Leckey Early Activity System TS0135	Age	Max 36 months	
	Weight	Max Weight 15kg	
	Stature	Max 1000mm	
	Floor Mat		
	Width	760mm	
	Length	950mm	
	Sitting Support		
	Height	190mm	
	Depth	300mm	
	Seat width		
	Min	200mm	
	Max	250mm	
	Support Roll small		
	Width	60mm	
	Length	600mm	
	Support Roll medium		
	Diameter	80mm	
	Length	700mm	
	Trunk Wedge		
	Width	270mm	
	Length	208mm	
	Angle	7.5 degrees	
	Positioning Straps		
	Width	80mm	
	Length	660mm	
			


Make and Model Asset #	Information	Picture	Risk/Prescriber																
Leckey Therapy Bench with an activity cradle Size 1 TS0125	Bench:																		
	<table><tr><td>Max User Weight</td><td>80kg</td></tr><tr><td>Age</td><td>1-14</td></tr><tr><td>Bench Footprint</td><td>620mm x 740mm</td></tr><tr><td>Seat Base Height (from ground)</td><td>Min 330mm Max 460mm</td></tr><tr><td>Seat Base Width</td><td>620mm</td></tr><tr><td>Seat Base Depth</td><td>360mm</td></tr><tr><td>Footplate Height (from ground)</td><td>Min 20mm Max 110mm</td></tr><tr><td>Seat Base to Footplate Height</td><td>Min 220mm Max 440mm</td></tr></table>		Max User Weight	80kg	Age	1-14	Bench Footprint	620mm x 740mm	Seat Base Height (from ground)	Min 330mm Max 460mm	Seat Base Width	620mm	Seat Base Depth	360mm	Footplate Height (from ground)	Min 20mm Max 110mm	Seat Base to Footplate Height	Min 220mm Max 440mm	
	Max User Weight	80kg																	
	Age	1-14																	
	Bench Footprint	620mm x 740mm																	
	Seat Base Height (from ground)	Min 330mm Max 460mm																	
	Seat Base Width	620mm																	
	Seat Base Depth	360mm																	
	Footplate Height (from ground)	Min 20mm Max 110mm																	
	Seat Base to Footplate Height	Min 220mm Max 440mm																	
Activity Cradle:																			
<table><tr><td>Cradle Size</td><td>Hip Circumference (mm)</td><td>ASIS - ASIS (mm)</td></tr><tr><td>Size 1</td><td>Min 400mm Max 500mm</td><td>Under 120</td></tr></table>		Cradle Size	Hip Circumference (mm)	ASIS - ASIS (mm)	Size 1	Min 400mm Max 500mm	Under 120												
Cradle Size	Hip Circumference (mm)	ASIS - ASIS (mm)																	
Size 1	Min 400mm Max 500mm	Under 120																	


Make and Model Asset #	Information	Picture	Risk/Prescriber											
Leckey Pal Seat with castor skis – Size 1 TS0128														
	<table><tr><td></td><td>Size 1</td></tr><tr><td>Age</td><td>1-3</td></tr><tr><td>User Height</td><td>Min 700mm Max 950mm</td></tr><tr><td>Max. User Weight</td><td>30kg</td></tr><tr><td>Seat Depth</td><td>180mm-240mm</td></tr><tr><td>Seat Width</td><td>150mm-250mm</td></tr><tr><td>Seat Height</td><td>160mm-240mm</td></tr></table>				Size 1	Age	1-3	User Height	Min 700mm Max 950mm	Max. User Weight	30kg	Seat Depth	180mm-240mm	Seat Width
	Size 1													
Age	1-3													
User Height	Min 700mm Max 950mm													
Max. User Weight	30kg													
Seat Depth	180mm-240mm													
Seat Width	150mm-250mm													
Seat Height	160mm-240mm													

Make and Model Asset #	Information	Picture	Risk/Prescriber
Leckey Squiggles Seat – Size 1 TS0124			
	Age (Approx.)	1-5 Years	
	Stature	Min-Max	750-1100mm
	Max User Weight (kg)		22Kg
	Seat Depth (Backrest to back of knee)	Min-Max	190-290mm
	Seat width	Min-Max	160-260mm
	Hip Width (Distance between hip guides)	Min-Max	160-220mm
	Backrest Height (Sitting shoulder height)	Min-Max	320-380mm
	Backrest Height (with shoulder support)	Min-Max	420-480mm
	Chest Width (Distance between laterals)	Min	160mm
	Knee Width Distance between pommel & side of seat	Min-Max	90-190mm
	Seat to Footplate (Sole of foot to back of knee)	Min	122.5mm
	Seat to Floor (Top of Seat to Floor)	Min-Max	270-650mm
	Backrest Angle	Prone	10°
		Recline	25°
	Footplate Angle	Plantarflexion	10°
		Dorsiflexion	10°
			

Make and Model Asset #	Information		Picture	Risk/Prescriber
Leckey Everyday Activity Seat – Size 1 TS0129		Size 1		
	Max load	30kg/66lbs		
	Weight - Seat & Hi-Low Chassis	29.5kg/65lbs		
	Seat Height (Hi-Low Chassis)	250-600/9.8-23.6		
	Seat Width	160-280/6.3-11		
	Seat Depth (Standard)	150-280/5.9-11		
	Seat Depth (Extended)			
	Lateral Distance - Chest	150-220/5.9-8.7		
	Back Height	300-400/11.8-15.7		
	Back Angle	30° Supine/10° Prone		
	Armrest Height	150-250/5.9-9.8		
	Lower Leg Length	150-250/5.9-9.8		
	Lower Leg Angle	-10o to +50°		
	Footplate Angle	-15o to +10°		
	Tilt-in-space	30o Supine 10° Prone		

Make and Model Asset #	Information	Picture	Risk/Prescriber
Leckey Squiggles Stander + TS0130	Age (approx.)		
	Max User Weight		
	User Height		
	Chest Support		
	Chest Support Height (Footplate to armpit)		
	Chest Width (Distance between laterals)		
	Hip Support (Height from footplate to mid buttocks)		
	Distance between midline of knees		
	Footplate Angle		
	Tray height – Prone (Footplate to top of tray)		
	Tray height – Supine (Footplate to top of tray)		
	Tray angle adjustment		

Make and Model Asset #	Information		Picture	Risk/Prescriber																		
Leckey MyWay Walker – Size 1 TS0126	<table><tr><td>Size 1</td><td></td></tr><tr><td>Age (approx.)</td><td>1-5</td></tr><tr><td>User Shoulder Height (to floor)</td><td>635-920mm</td></tr><tr><td>User Saddle Height (inside leg)</td><td>220-440mm</td></tr><tr><td>Max. User Weight (kg)</td><td>25</td></tr><tr><td>Frame Weight (kg)</td><td>12</td></tr><tr><td>Upper Support Unit Weight (kg)</td><td>Size 1 frame and upper support unit do not separate</td></tr><tr><td>Frame Width</td><td>570mm</td></tr><tr><td>Frame Length</td><td>720mm</td></tr></table>		Size 1		Age (approx.)	1-5	User Shoulder Height (to floor)	635-920mm	User Saddle Height (inside leg)	220-440mm	Max. User Weight (kg)	25	Frame Weight (kg)	12	Upper Support Unit Weight (kg)	Size 1 frame and upper support unit do not separate	Frame Width	570mm	Frame Length	720mm		
	Size 1																					
	Age (approx.)	1-5																				
	User Shoulder Height (to floor)	635-920mm																				
	User Saddle Height (inside leg)	220-440mm																				
	Max. User Weight (kg)	25																				
	Frame Weight (kg)	12																				
	Upper Support Unit Weight (kg)	Size 1 frame and upper support unit do not separate																				
	Frame Width	570mm																				
	Frame Length	720mm																				
Harness size																						
<table><tr><td>Harness Size</td><td>Age (approx.)</td><td>Waist at Navel Level</td><td>Max. User Weight</td><td>Colour</td></tr><tr><td>1</td><td>1-4</td><td>46-56 cm</td><td>50kg</td><td>Purple</td></tr></table>		Harness Size	Age (approx.)	Waist at Navel Level	Max. User Weight	Colour	1	1-4	46-56 cm	50kg	Purple											
Harness Size	Age (approx.)	Waist at Navel Level	Max. User Weight	Colour																		
1	1-4	46-56 cm	50kg	Purple																		

Make and Model Asset #	Information	Picture	Risk/Prescriber						
Leckey Sleepform Size 1 and a temperature control sheet TS0136	<table><tr><th>Size</th><th>Age</th><th>Recommended Bed</th></tr><tr><td>1</td><td>0-1</td><td>Cot</td></tr></table>	Size	Age	Recommended Bed	1	0-1	Cot		
Size	Age	Recommended Bed							
1	0-1	Cot							

Make and Model Asset #	Information	Picture	Risk/Prescriber
Rifton Pacer walker – 502 Medium	<ul style="list-style-type: none"> - Multi Position Saddle - Arm prompts - Chest Prompt - Ankle prompts Rifton Sizes and Dimensions chart for the Pacer gait trainer	